



MONTHLY REPORT MARCH 2026

DURING THE REPORTED MONTH, PPHI SINDH PROVIDED
FOLLOWING FREE OF COST SERVICES



Total Number of Health Facilities Managed by PPHI Sindh

S.No	Type of Health Facility	Number
01	Sindh Govt Hospital	4
02	Taluka Head Quarter Hospital	4
03	Rural Health Centre	44
04	Basic Health Unit Plus (24/7)	324
05	Basic Health Unit	459
06	Maternal and Child Health Centres	24
07	Government Dispensary	478
08	Others	153
	Grand Total	1,490

**FREE
OPD
SERVICES**


3.2

**MILLION
PATIENTS**



MALNUTRITION CASES
Treated Under 5 years

170,232



DIARRHEA CASES
Treated under 5 years

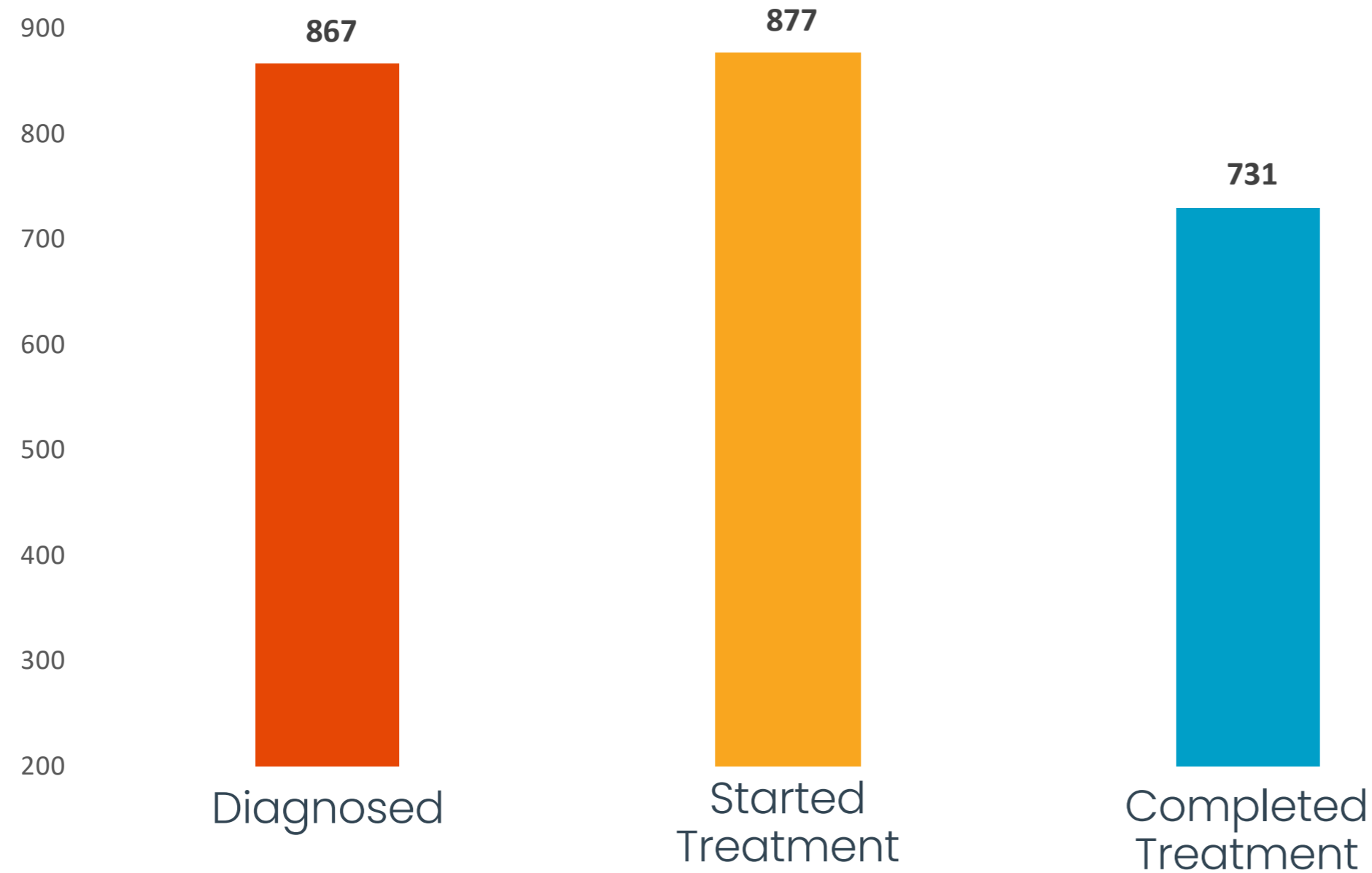
81,830



DYSENTERY CASES
Treated under 5 years

7,849

No. of Individuals Managed for TB



TB
SUSPECTS
65,973
PATIENTS



SUSPECTED
MALARIA

151,279
PATIENTS



Rapid Diagnostic
Test (RDT)
141,364



Slides
Examined
12,548

**No. of Individuals
Tested Positive for Malaria**

MP +ve



Slides P.
Falciparum +ve

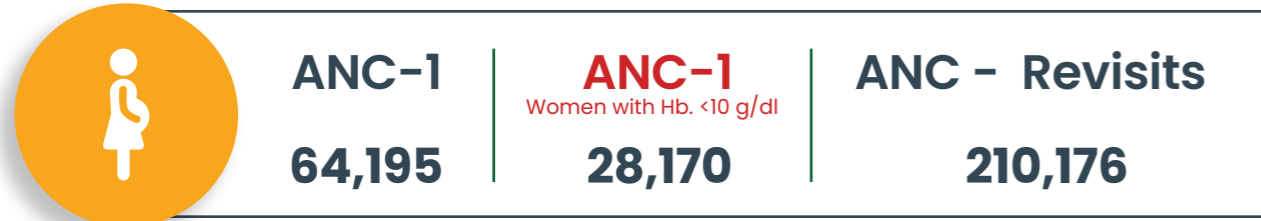
Sides of P.
Vivax +ve

678

Diagnostic Services, including ultrasound

1,004,890





ANC VISITS




PNC VISITS



KMC Admissions
2,111



Total Deliveries Conducted
26,562



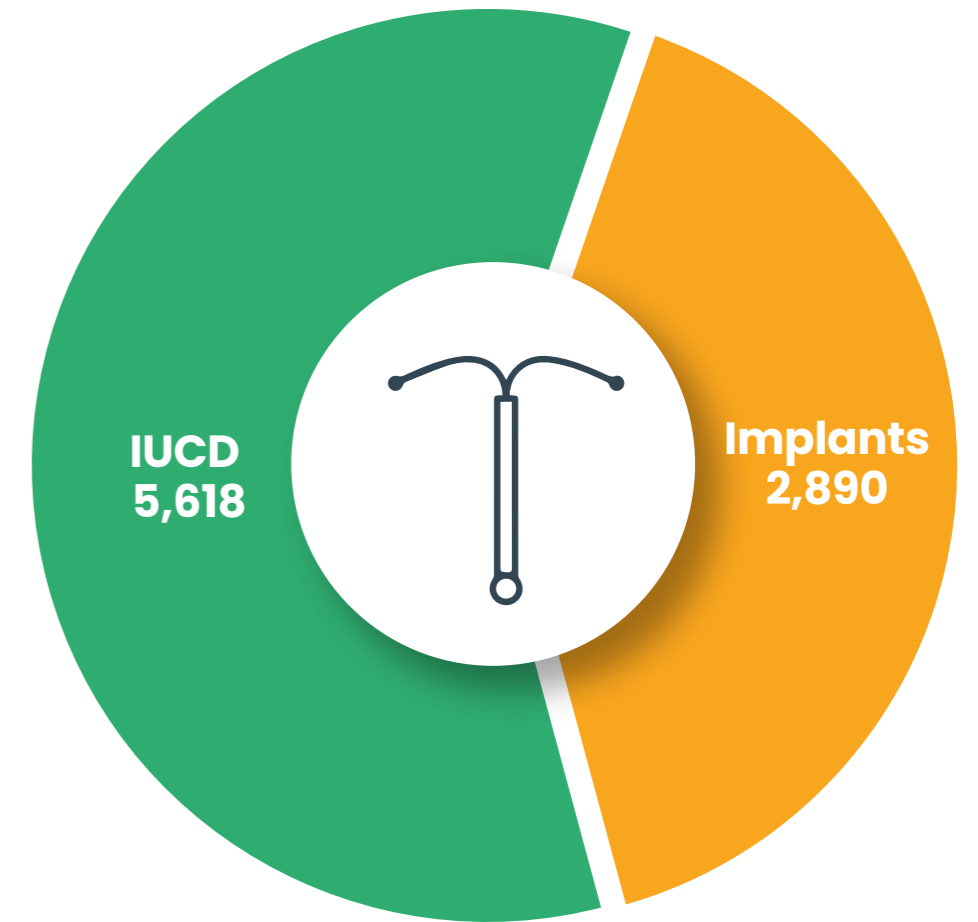
Normal Deliveries
25,244

C- Section
1,318

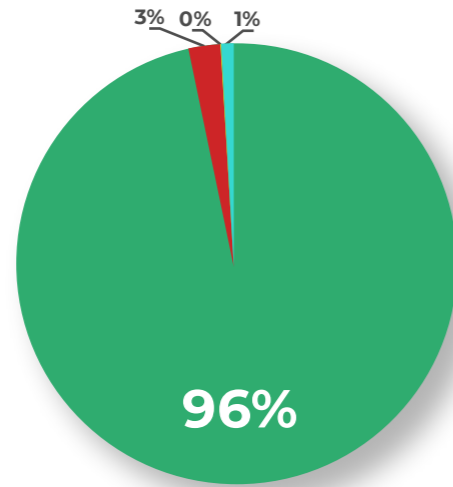
MATERNAL HEALTH
(ANC, PNC and Delivery Coverage)

413,002



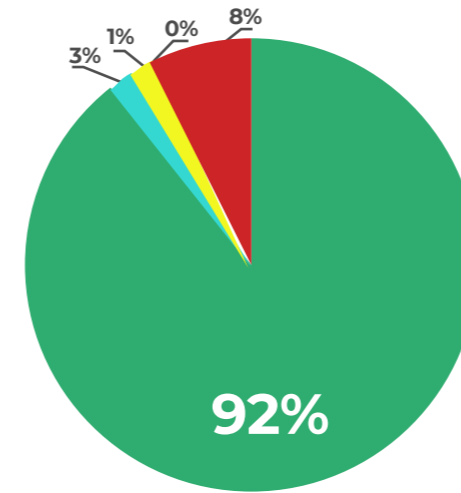


OTP Key Performance Indicators



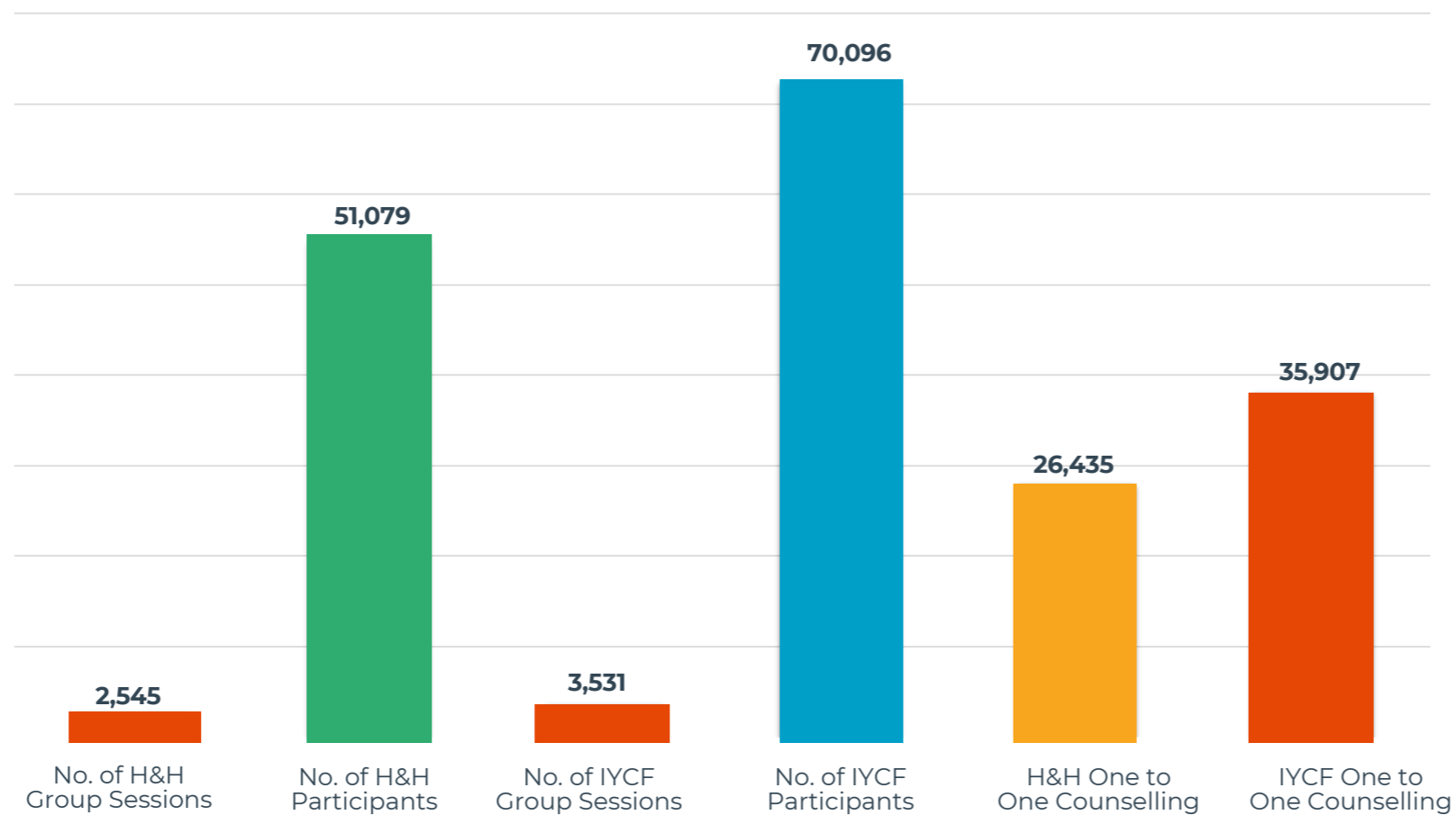
■ Cured ■ Default ■ Death ■ Non-Cured

Nutrition Stabilization Center Performance



■ Cured ■ LAMA ■ Death ■ Non-Cured ■ Medical Transfer Out

Awareness Sessions & Participants



NUTRITION PROGRAM



Data for RHCs and Others for March -26

Data for RHCs and Others for March-26			
Indicators	RHCs and above	BHU Plus, BHU, GDs and Others	Total
OPD	616,664	2,585,399	3,202,063
FP	8,999	95,698	104,697
ANC-1	11,463	52,732	64,195
NVD	4,021	21,223	25,244
C-Sections	1,318	0	1,318
Lab	218,890	699,325	918,215
Ultrasound	26,204	60,471	86,675
X-ray	12,115	2,161	14,276
LARC	1,207	7,301	8,508